



PRODUCT DATA SHEET

PCH Relay Box CHB 1123

The PCH Relay Box, type CHB 1123 v.1 or v.2, is an optional module in the PCH 1420 Link Concept and offers 12 relays for indication of various vibration or process alarms from the PCH 1420 Vibration Monitor. The PCH Relay Box is easily configured using the PCH Vibration Studio software.

Specifications:

12 failsafe relay outputs:

The user can direct process and vibration alarms to the same or any of the 12 relays.

Max voltage:.....30 V

Max current:.....100 mA

OK situation:.....N.C.

Options: 50 V relays and N.O. upon request.

In case of alarms, missing power or system failure the relays will break the signal chain. The relays are galvanic isolated.

Communication:

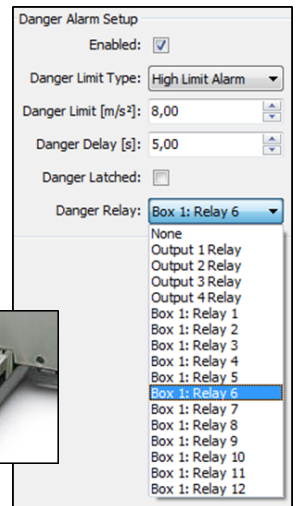
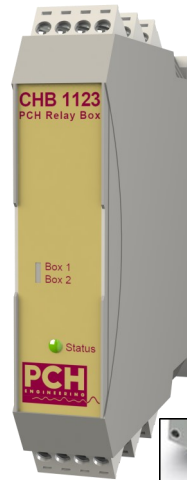
R2C DIN rail bus; the PCH Relay Box is connected to the PCH 1420 Vibration Monitor via a DIN rail bus. The PCH 1420 and PCH Relay Box are paired and configured with the PCH Vibration Studio software. A maximum of one PCH 1420 can be connected to the R2C bus at the same time.

Test function:

The relays can be activated for test purpose either by the PCH Vibration Studio software or by a Digital Input on the PCH 1420 Vibration Monitor.

Power supply:

Powered by +24VDC via the DIN rail bus from PCH 1420 Vibration Monitor.



Power consumption, max 1 W at +24 VDC.

Operating temperature:

-10 °C to + 50 °C

Housing:

DIN rail enclosure IP20 with screw terminals

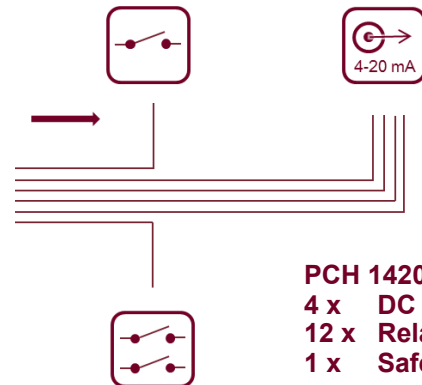
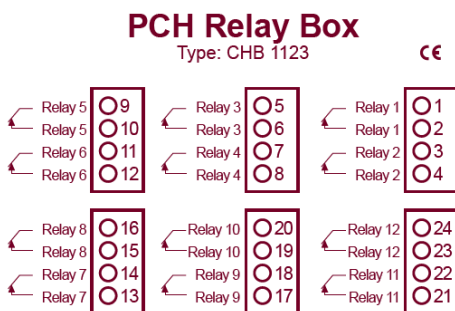
Dimensions:.....H:110,W:23,D:114 mm

Firmware variants:

PCH 1420 comes with different firmwares. Please note the firmware of your PCH 1420 when ordering the PCH Relay Box v.1 or v.2:

V.1: Up to v.20.30:.....CHB1123/CHF8400

V.2: From v.60.00:.....CHB1123/CHF8444



PCH 1420 + CHB 1123
4 x DC outputs
12 x Relays
1 x Safety Relay

PCH Engineering A/S reserves the right to changes without notice.